

# SMUG NEWS

## SMUG and Microsoft Present Office 2004 for the Macintosh on April 4th



*Microsoft's Amanda Lefebvre will be the featured speaker at the Monday, April 4th meeting.*

Everyone uses or needs to interface with Microsoft Office and the latest version, Office 2004, contains numerous new or improved features over Office X. Amanda will cover all of these and also address some of the differences between the new Mac version and the current Windows version. There will be ample time at the end of her presentation for Q&A on Office.

Whatever your level of expertise or interest, you will enjoy this presentation and benefit from it.

### Monday May 2 Meeting .....



**Jack Hasling will be giving his own testimony on the Macintosh on from 7:15 to 7:45.**

Jack is a retired Foothill College speech and communication lecturer, textbook author and writer of children's stories.

In his latest mystery, he uses Pajaro Dunes as his locale. Jack and his family reside in Cupertino



**QuarkEXpress 2005 for the Macintosh from 8:00 to 9:00**

Learn about the latest version of the #1 Desktop Publishing Software.

Lee Speights will cover all the features of 6, 6.1 and 6.5

## March Meeting Report

### FastMac Performance Upgrades Demo

We were treated to a real neat presentation by **Ed Savio** and **Mike Lowdermilk** on Macintosh processor performance upgrades. They showed us how easy it is to replace a current processor chip and achieve a significant speedup in our work.



The technique is simple: 1) Open up the computer, 2) remove the central processor chip, 3) insert the new chip supplied by FastMac Performance Upgrades, 4) close computer. A CD ROM is also supplied with the FastMac Performance Upgrades chip. The CD contains all the latest drivers (files) to allow the faster chips to work properly. And if you don't like the speed increase just put the old chip back in and the computer ROM firmware will talk to the original chip just like before.

See the chart on page 2 to find what machines are suitable for this upgrade and what increase in speed is achievable. For example (in the middle of the chart) an older 350 MHz Blue & White "Yosemite" G3 can now become a G4 with a speed of 450-500 MHz; or a G4 with a speed of 500-600 MHz, depending on which package you purchase. And the "Price Is Right". \$160 for the former and \$200 for the latter. BUT there is even more good news—FastMac Performance Upgrades has a special limited time offer shown on the right of the chart to SMUG members (\$130

*Continued on pg. 2*

## IN THIS ISSUE

<b>Microsoft Office 2004.....</b>	<b>1</b>
<b>Presenters in May.....</b>	<b>1</b>
<b>March Meeting Report .....</b>	<b>1</b>
<b>SMUG April Meeting Schedule.....</b>	<b>2</b>
<b>SMUG CD-Rom—Spring 2005 .....</b>	<b>3</b>
<b>Shareware—April Demo Items .....</b>	<b>4</b>
<b>Grabbing Screen Shots .....</b>	<b>5</b>
<b>Miscellany .....</b>	<b>6</b>
<b>Calendar of SMUG Events.....</b>	<b>7</b>

**SMUG new home page**  
<http://www.pa-smug.org>  
 650-286-7539

## Smug Contacts

### SMUG Office

P.O. Box 20132  
Stanford CA, 94309  
650 286-7539

### WEB Site

<http://www.pa-smug.org>

### Club Mailing List

[smugusergroup@yahoo.com](mailto:smugusergroup@yahoo.com)

### BOARD OF DIRECTORS

**Frank Smith**, Int. President  
(510) 477-0969  
[aquaman47@mac.com](mailto:aquaman47@mac.com)

**Tom Mathieu**, Director  
Treasurer  
(650) 494-7760  
[tmathieu@pa-smug.org](mailto:tmathieu@pa-smug.org)

**Slot Empty**, Director  
—  
—

**Jim Thornton** Director  
[jimthornton@mac.com](mailto:jimthornton@mac.com)

**Steve Bellamy** Director  
(650) 854-5895  
[steve@leonead.com](mailto:steve@leonead.com)

### NON-BOARD OFFICER

Vice President/vacant

### COMMITTEES

#### Membership

**Ilan Braun**, Chair  
(650) 493-6197  
[ilanab@pa-smug.org](mailto:ilanab@pa-smug.org)

**Scott Spencer** Assistant  
[smug\\_info@pobox.com](mailto:smug_info@pobox.com)

### NEWSLETTER

#### Lorrie Bleiler

Editor/Designer  
(650) 948-1400 phone /fax  
[bleiler@pa-smug.org](mailto:bleiler@pa-smug.org)

**John Schipper**, Staff Writer  
(650) 493-8048

**John Kaufmann**, Distribution  
(650) 494-0703  
[grovejohn@sbcglobal.net](mailto:grovejohn@sbcglobal.net)

**Louis Bookbinder**, News and Tips  
[booky@pa-smug.org](mailto:booky@pa-smug.org)

### SHAREWARE

Owen Saxton  
(650) 966-1775  
[ohsaxton@earthlink.net](mailto:ohsaxton@earthlink.net)

### WEB SITE

**James W. Higgins**,  
Webmaster/Secretary  
[Webmaster@pa-smug.org](mailto:Webmaster@pa-smug.org)

## smug April 4

### Meeting Schedule 6:30 - 9:00

6:30 - 7:00	Q& A
7:00 - 7:30	Shareware Dave Aston
7:30 - 7:45	Break
7:45 - 9:00	Microsoft's Office 2004 Amanda Lefebvre will be our presenter
9:00	Raffle

.....  
*The April 4, May 2 and June 6 Meetings  
will be at the Redwood room*

### March Meeting Report — Continued from pg. 1

for the former and \$170 for the latter). Other processor upgrades can be installed on older beige G3 towers, iMacs, G3 PowerMac "Pismo" laptops with latest bronze keyboards; and newer G4 and G5 towers. However, with these latter speed increases, the percent speed differential is not as great so the best buys favor upgrading earlier slower machines. All processors work under OS 10.3 or earlier. FastMac Performance Upgrades also has faster speed CD/DVD drives available for direct replacement as shown on the top row of the chart. The 16X drives have dual layer burning.

We SMUG members can purchase any of the products by going to [www.fastmacperformanceupgrades.com](http://www.fastmacperformanceupgrades.com) then clicking *store*. When you order, put SMUG2005 in the common field on the payment page (below where you input the credit card number and shipping information). The prices will show up wrong on your web receipt *but* will be adjusted *before* they are charged to the card.

NOW; you can also make the same purchase at the WeFixMacs store in the Palo Alto on El Camino Real, and I believe they will even do the installation if you for a nominal fee if you bring your machine there.

FastMac Performance Upgrades is located in Salinas Calif. Ed Savio also has an office in San Francisco. Both Ed and Mike were very knowledgeable on upgrades and they effortlessly fielded dozens and dozens of questions. // db

			SMUG Price
	Combo Drive	\$169.95	\$139.95
	8x Slim SuperDrive	\$229.95	\$195.95
	16x Tower SuperDrive	\$109.95	\$99.95
	466MHz iMac TL Upgrade	\$159.95	\$129.95
	550MHz iMac SL Upgrade	\$159.95	\$129.95
	450-500 MHz Upgrade	\$159.95	\$119.95
	500-600 MHz Upgrade	\$199.95	\$169.95
	550MHz Upgrade	\$289.95	\$199.95
	867-900 MHz Upgrade	\$179.95	\$159.95
	1.0-1.2 GHz Upgrade	\$299.95	\$254.95
	1.3-1.4 GHz Upgrade	\$359.95	\$304.95
	1.4-1.5 GHz Upgrade	\$439.95	\$373.95

# SMUG SPRING 2005 CD-ROM

## NEW CONTENTS

### Audio & Music

AirFoil 1.0.1  
getTunes 2.3.6  
iEatBrainz 1.06  
MPFreaker 1.  
SignalSuite 1.2.1  
Soundflower 1.

### Comm

AstroShare 1.46  
AstroShareX 1.46  
AstroView 1.46  
AstroViewX 1.46  
BitTorrent 3.4.2  
Desktop Transporter 1.2.  
Haxial KDX Client 1.6  
Haxial KDX Server 1.6  
iPodderX 2.2.8  
iPodderX Lite 2.2.7  
iStumbler 0.92  
MacUpdate Desktop 4.2.1  
Safari Enhancer 2.5.3  
SafariStand 1.2b1  
Skype 1.0.0.15

### Development

Pipe 1.2.1

### Fun and Games

Blackjack Card Counter 2.9  
BOOM 1.5.3  
BOOMedit 3.2  
Elasticity 1.0.3  
Future Boy 1.0  
iDice 1.0.1  
iPoker 3.4.1  
Reversi Unlimited 1.0.2  
Solarian II 1.1  
Trisection 1.2

### Interface

Cemetery Screensaver 1.3.1  
iClip 3.5.3  
iCursor 1.2.1  
OSXplanet 0.85  
PiquantMenu 1.6.1  
SizzlingKeys 1.5.5  
WindowShade X 3.5.2

### Kitchen Sink

DeskDoodle 1.2.1  
googol-Choo-Choo 3D 1.61  
LifeLab 4.4  
Morse Mania 3.0  
Morse Mania X 3.0  
WeatherDock 2.2

### Multimedia

Galerie 5.0.1

JES Video Cleaner 1.0  
Movie Time 0.3b5  
PhotoReviewer 1.4  
QuickImageCM 2.4  
Shoebox Express 1.1  
XinePlayer 0.2

### Productivity

AB Transfer 1.2.1  
AddressBookQuickEntry 1.1  
Auction Listing Creator 6.5.1  
Curio Basic 2.2.1  
GarageSale 5.0.1  
iCalViewer 1.1.4  
iSale 1.4  
MacBiff 1.1.11  
ScrapX 1.3.5  
Smultron 1.0.2  
TapDex 1.1.3

### Utilities

CDFinder 4.3.2  
CocoThumbX 1.2  
Cookies Eater 1.1  
Diablotin 1.2.8  
Disc-o 3.0  
HexEdit 1.91  
MainMenu 0.2.3  
PDF Browser Plugin 2.2.1  
Print Window 3.1.2  
Schedule-It 1.0  
SnapNDrag 1.5.5  
Super Get Info X 1.2.2  
SuperDuper! 1.5.4(73)  
System Optimizer V 4.6.2  
Word Browser Plugin 2.0.1

### STOCK CONTENTS

#### Graphics

GIFBuilder for OSX 1.0  
GifBuilder 1.0 (Cls)  
Goldberg X 2.4  
Goldberg 2.4 (Cls)  
GraphicConverter X 5.5.2 \*  
GraphicConverter 5.5.2 (Cls) \*  
Jade 1.2 (Cls)

#### Internet

AOL Instant Messenger 4.7 (Cbn)  
Better Telnet 2.0b4 (Cls)  
Camino 0.8.2  
Eudora X 6.2.1 \*  
Eudora 6.1.1 (Cls)  
Fetch 4.0.3  
Firefox 1.0.2 \*  
iCab X 2.9.8  
iCab 2.9.8 (Cls)  
Interarchy 7.3.2 \*  
Interarchy 6.3 (Cls)

Internet Explorer X 5.2.3  
Internet Explorer 5.1.7 (Cls)  
Java Embedding Plugin 0.9 \*  
MacSSH 2.1fc3 (Cls)  
Mozilla X 1.8b1 \*  
Mozilla 1.2.1 (Cls)  
MT-NewsWatcher X 3.4  
MT-NewsWatcher 3.1 (Cls)  
Netscape X 7.2  
Netscape Communicator? 7.0.2 (Cls)  
Netscape MRJ Plugin X 1.0.1  
Netscape MRJ Plugin 1.0b5 (Cls)  
Niftytelnet SSH 1.1r3 (Cls)  
OmniWeb 5.1  
Opera 7.54u2 \*  
Outlook Express 5.0.3 (Cls)  
RealPlayer X 10.0.0.331 \*  
RealPlayer 8 6.0 (Cls)  
Thunderbird 1.0.2 \*  
Windows Media Player X 9

#### Others

BEdit Lite 6.1.2 (Cls & Cbn)  
BBTidy 1.0b10  
DarkSide of the Mac 5.0.6 (Cls)  
Extension Overload 5.9.9 (Cls)  
MacTracker X 3.0.1 \*  
MacTracker 3.0.1 (Cls) \*  
Mariner LE 3.1.4 (Cls)  
MP3 Rage 5.8.4 (Cbn)  
SoundApp 2.7.3 (Cls)  
SoundJam MP Free 2.5.3 (Cls)  
Tex-Edit Plus X 4.9.1  
Tex-Edit Plus 4.1.3 (Cls)  
textSOAP 4.1 \*  
TextWrangler 2.0 \*

#### Utilities

Adobe Reader 7.0  
Acrobat Reader 5.1 (Cbn)  
ADBProbe 1.0.3 (Cls)  
Aladdin DropStuff 6.0.1  
Aladdin Expander? 6.0.1  
Andrew's Disk Copy Scripts 2.1.1  
AntiWordService 2.0.1  
Application Enhancer 1.4.6 \*  
Default Folder X 2.0b3 \*  
Default Folder 3.1.5 (Cls)  
FinderPop 1.9.2 (Cls)  
PopChar Lite 2.7.2 (Cls)  
PopChar X 2.2.1  
PrintToPDF 2.4.4 (Cls)  
SCSIProbe 5.2 (Cls)  
ShrinkWrap? 2.1 (Cls)  
Sleeper 3.5 (Cls)  
Snitch 2.6.7b2 (Cls)  
TechTool Lite 3.0.4 (Cls)  
TinkerTool 3.3c \*



## Shareware News April Demo Items

Demo by Dave Aston



### iStumbler 0.92

iStumbler is a free, open source tool for finding AirPort networks, Bluetooth devices mDNS services, and now GPS locations with your Mac.

The Rendezvous or multicast DNS (mDNS) scanning is also useful given how widely Apple has deployed the technology. iStumbler lets you browse for mDNS services and connect to them through a single interface instead of needing to use different programs, such as a Web browser and the Finder, to attach to different kinds of services.

**Requires OS X 10.3+. Free.**



### LifeLab 4.4 (Cbn)

LifeLab is a Mac application for exploring John Conway's Game of Life and other cellular automata. CAs were first studied in the mid-1950s by Stanislaw Ulam and John von Neumann. The subject became much more widely known in 1970 when Life was described by Martin Gardner in his Scientific American column.

**Requires OS 8.6+ or OS X 10.0+. \$20.**



### MainMenu 0.2.3

MainMenu is a menu item to run tasks such as repairing disk permissions, running maintenance scripts, and a lot more, with most tasks providing feedback during execution (there's also a batch task function). MainMenu can be run in a non-administrator account. This application is currently in development. Bug reports, feedback (positive as well as negative) and anything else appreciated.

MainMenu does not cost anything and never will, but an email with your comments would be nice.

**Requires OS X 10.3+. Free.**



### SnapNDrag 1.5.5

SnapNDrag is an application that makes screen capture extremely easy. Just click a button to capture and then

drag the result off to another application or to the Finder. For example, to e-mail your screenshot, simply drag it off SnapNDrag and drop it your e-mail application. No file dialog boxes to navigate, no temporary files to delete. It is that simple.

**Requires OS X 10.2+. Free.**




### CocoThumbX 1.2

CocoThumbX is a freeware program that creates and removes 128x128 Mac OS X icons for pictures and saves them into the resource fork. Just drag your files or folders onto the application icon or the drop place in CocoThumbX, it will start to create beautiful icons. CocoThumbX supports nice shadows like iPhoto or Photoshop.

Supported formats are : PDF, JPG, PNG, TIFF, GIF, TARGA, EPS, IFF, PICT, BMP, ICNS, PSD, SGI ...

**Requires OS X 10.3+. Free.**



### Galerie 5.0.1

Galerie generates galleries on web pages with pictures and QuickTime media files (VR panoramas, video, sounds). For each picture or media file a separate page will be created with navigation to next and previous pages. One or more index pages will show thumbnail images of all pictures, each linked to the corresponding page in the gallery.

Galerie will work with a selection in iPhoto (2.0 or later), or with a selection in a browser window of GraphicConverter (5.2.3 or later), or with a selection in a iView MediaPro (2.6 or later) catalog, or with a selection in a Extensis Portfolio 7 catalog, or with files or folders dragged from the Finder.

Collections of editable templates and many options enable creating a large variety of different galleries with different designs and different features. You do not need to know any html to use Galerie fully, but if you do have some experience with web editing, you can go a step further by editing or creating templates yourself.

This program is freeware. The authors only ask in return to keep the text "Generated by Galerie" with the link to the download site on the generated thumbnail pages.

**Requires OS X 10.2+. Free.**



### Safari Enhancer 2.5.3

Safari Enhancer is an application for enhancing the func-

tionality of Apple's Safari web browser.

Safari Enhancer currently has the following features:

- Enabling the debug menu
- Removing underlines from hyperlinks
- Making the status text in the downloads window and bookmarks sidebar more readable
- Disabling Safari's cache entirely
- Setting a minimum font size for webpages
- Changing colours of hyperlinks
- Removing and restoring the brushed metal appearance
- Wiping the site icon cache
- Importing bookmarks from any HTML file, and directly from Internet Explorer, Mozilla, Netscape, Camino, OmniWeb (imperfect), and iCab
- Configuring of history menu and history item limits
- Changing the search engine used in the Safari toolbar

*Requires OS X 10.3+. Free.*



### **PDF Browser Plugin 2.2.1**

PDF Browser Plugin turns your web browser into the best PDF viewer available. With the help of PDF Browser Plugin you can view PDF documents directly in your web browser, print them, and save them to disk if you'd like to keep them.

*Requires OS X 10.3+. Free for home use.*



### **Word Browser Plugin 2.0.1**

The Word Browser Plugin displays a text only preview of Word documents within your web browser.

*Requires OS X 10.3+. Free.*

.....

## **Grabbing Screen Shots and Making PDFs**

*Here is a tip from a fun east coast website called Small dog.*

*Try it out <http://www.smalldog.com>*

One of the handiest features of Mac OS X is the ability to quickly make PDF files from almost any application. We use this frequently to send copies of invoices or purchase orders from our accounting system.

Making a PDF file is as easy as choosing the Print command and selecting PDF. But how do you make a PDF file of a screen shot?

All screen shots are saved as PDF files on your desktop. If you want to use the screen shot in a document instead and use the clipboard, modify the following options by holding down the Control key along with the other keys (got enough fingers?).

\* To take a picture of the whole screen, press Command-Shift-3.

\* To take a picture of part of the screen, press Command-Shift-4, then drag to select the area you want in the picture.

\* To take a picture of a window, the menu bar, the dock, or another area, press Command-Shift-4, then press the Space bar. Move the pointer over the area you want so that it's highlighted, then click. (If you decide you want to drag to select the area, press the Space bar again.)

If you press Command-Shift-4 and decide you don't want to take the screen shot, press the Escape key to, well, escape.

The Grab application in your Utilities Folder also can be used to make TIFF files of screen shots.

To make a TIFF of a window using Grab, launch Grab and select "Window" under the "Capture" menu item. You will then be presented with a dialog box that allows you to "Choose Window." If you click on the Choose Window button, your icon will change to a camera. Once you click on the window you want to capture, it creates a TIFF of that window. Make sure you have your window in the shape and with the content you want before you select "Choose Window."

To make a TIFF of your entire screen using Grab, launch Grab and select "Screen" under the "Capture" menu item. You will then be asked to click outside of the dialog box to capture your screen image. You can choose from several pointer designs to have a pointer at a particular location in the screen shot. You choose your pointer in the Grab Preferences.

That pointer will be in the screen image at the spot you click to create the image. Choosing "Timed Screen" will give you 10 seconds to rearrange stuff before taking the screen shot. This is particularly useful if you want to show a menu in the screen shot. In this case, during the 10 seconds, click on the menu you wish to display and hold the mouse button down until the screen shot has been taken.

To make a TIFF of a selected portion of your screen using Grab, launch Grab and select "Selection" under the "Capture" menu item. This will give you a selection tool that will draw a red box around whatever you wish to capture and will create a TIFF of just that portion.

*Thank you Scott Spencer, it has a wealth of info.*



## Miscellany

*Continued from last month ... Jim Thorton/Smug director*

The Apple website has several free OS X downloads available: <http://www.apple.com/downloads/macosx/>. Apple describes Bare Bones' TextWrangler as a powerful and richly featured tool for composing, modifying, and transforming text stored in plain-text files. It features flexible "grep" pattern-based search and replace, syntax coloring and function navigation for C, C++, and Objective-C, integration with the Unix command line via the "edit" tool, built-in support for opening and saving files to remote FTP servers, and a rich plug-in architecture. It's a 6.8MB download.

Also on the Apple downloads page: iSnip, a new free-ware application that allows users to manage and edit a collection of text clippings that can be easily accessed from a system wide menu. iSnip includes the ability to create a snippet from the clipboard contents using a global hotkey, inserting or copying of the selected snippet, instant filtering of your snippet collection, full drag and drop organization, integrated software updating, import and export of the users snippet database, and more. It's a 188KB download.

Apple is also featuring Avid Free DV that provides basic video and audio editing capabilities with up to two streams of real-time effects. As a streamlined version of the Avid editing environment, Avid Free DV provides a small subset of the vast functionality, power and performance of our award winning Avid editing products. This is a 22.9MB download. All three downloads from Apple are free – and there are others there, too.

---

"Readers Pick Apple in 2004" by Robin D. Rusch [31-Jan-2005]

News from Brandchannel's Readers Choice Awards: [http://www.brandchannel.com/start1.asp?fa\\_id=248](http://www.brandchannel.com/start1.asp?fa_id=248)

After a two-year hiatus, Apple has returned to win the 2004 Readers' Choice Awards for the brand with the most global impact—a title held by Google since 2002.

It's hard to imagine a brand having a shinier year than Apple. Notably punctuated with iMacs, iPods and iTunes, Apple's 2004 presence was felt in the press, in ads and on the streets, with iPod coming to define the word "ubiquitous." Coupled with strong revenue, Apple reported a net profit of US\$ 295 million in the last quarter of 2004 alone and a 2004 overall net income growth of 300 percent. Yes, 300 percent.

At Apple's core is great innovation, beautiful design and an ability to bring warmth and passion to those who may

**Page 6**

be completely incurious about technical gadgetry but need it nonetheless to survive in today's world.

From U2 to "You too?," the iPod alone sold 4.6 million units in the last quarter, practically doubling sales since its launch. (There are now about 10 million pod-addicts on the planet.) Meanwhile, iMac sales tripled as Apple's overall computer sales rose by 26 percent over 2003 sales. Music division iTunes became the blueprint for Napster-alternative online music sales. And swanky retail outlets gave Apple enthusiasts a chance to worship or interact directly with the company as well as each other.

(MacCentral <http://www.macworld.com/news/> commented on the award thusly: Apple beat out Google, winner of the award for the last two years — as well as furniture store Ikea, coffee chain Starbucks and Middle Eastern news agency Al Jazeera. The Brandchannel Readers' Choice Awards are given annually to brands that had the most negative or positive impact on our lives each year. To tally the award, branding professionals from 75 countries cast 8,098 votes from November through December 2004.

**--- IMPORTANT READ-ME ---**

### Security and You

To pass through the security gate on **April 4** you will need:

- **To be on our list of members**  
If your membership has lapsed, send me an email by Saturday, **April 2**
- **aquaman47@mac.com**, to tell me you plan to attend
- **(Of course, err, um, don't forget to pay your dues at the meeting)**

**AND !!! Be prepared to show a photo ID at the gate.**

All guests are welcome as always, but you or they must email me by **April 4** so they can be on the list of attendees to be submitted to SLAC security.

Thanks for your cooperation.-*Frank Smith*



## What a Deal !

We fix Macs has offered to SMUG members only, an offer on the Panther operating system vers. 10.3 for a very good price of \$69.00 which is normally \$129.00. Only at the Palo Alto store on El Camino Real. Present your SMUG membership card.

## SMUG Member Registration

WEB Site <http://www.pa-smug.org>

Phone (650) 286 -7539

Membership No. \_\_\_\_\_

NAME : \_\_\_\_\_

ADDRESS : \_\_\_\_\_

PHONE NUMBER : (    ) \_\_\_\_\_

E-MAIL : \_\_\_\_\_

**Registration Fee is \$45 which includes a family member.**

**Mail check with this form to**

**SMUG**

**P.O. Box 20132**

**Stanford CA.94309**

If you would like to join Smug please fill out the above form and mail to the address indicated. Please check out our website for more information or call if you have any questions.

## Calendar of Events

### Monday, April 4

#### General Meeting:

Panofsky Auditorium  
Stanford Linear Accelerator Center (SLAC),  
2575 Sand Hill Road, Menlo Park

**Shareware Team meeting** at Owen Saxton's house,  
1442 San Marcos Circle, Mt. View.

Meeting starts at 7:15 pm.

*(See page 2 for Owen's phone number and E-mail address)*

### Thursday, April 14

Board of Directors meets at 7:00 pm  
Place to be announced

### Friday, April 22

DEADLINE for Newsletter articles and Calendar items to be submitted by email to [bleiler@pa-smug.com](mailto:bleiler@pa-smug.com)

## May 2005

Su	Mo	Tu	We	Th	Fr	Sa
1	2	3	4	5	6	7
8	9	10	11	12	13	14
15	16	17	18	19	20	21
22	23	24	25	26	27	28
29	30	31				

## June 2005

Su	Mo	Tu	We	Th	Fr	Sa
			1	2	3	4
5	6	7	8	9	10	11
12	13	14	15	16	17	18
19	20	21	22	23	24	25
26	27	28	29	30		

We thought the above calendars would be helpful for those people who don't have E-mail. This is the projection for the upcoming meeting dates.

# SMUG

STANFORD/PALO ALTO MACINTOSH USER GROUP

P.O. Box 20132  
Stanford, CA 94309-20132  
(650) 286-7539  
<http://www.pa-smug.org>

## NEXT MEETING

**Monday April 4 2005\***

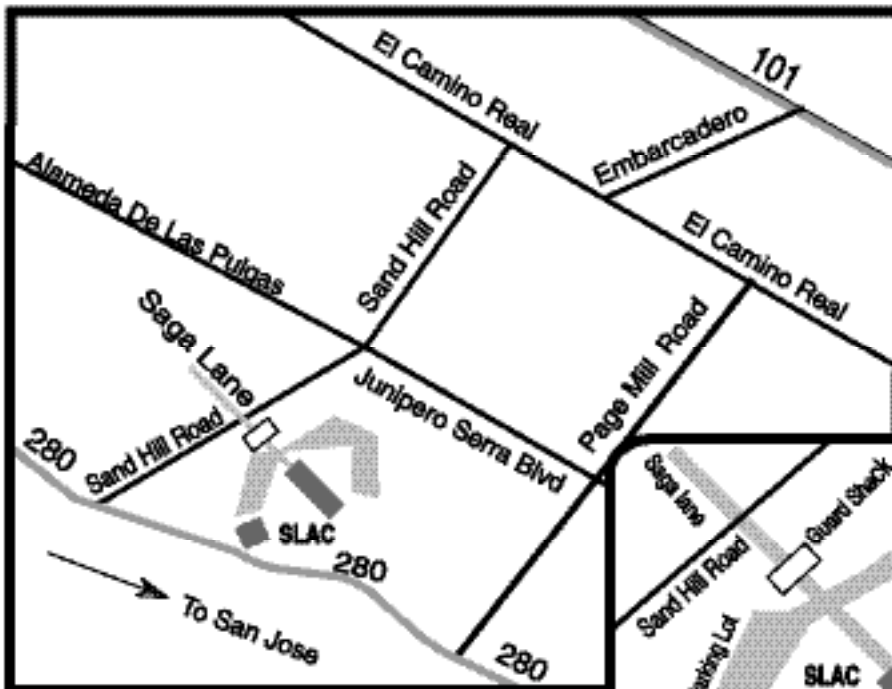
### Microsoft's Office 2004

Amanda Lefebvre will be our presenter

*\* Reminder: The April 4 Meeting will be at Redwood Room, SLAC.*

## COMING IN MAY

May 2 - Quark**EX**press showing the latest and greatest.  
Jack Hasling giving his own testimony on the Macintosh.

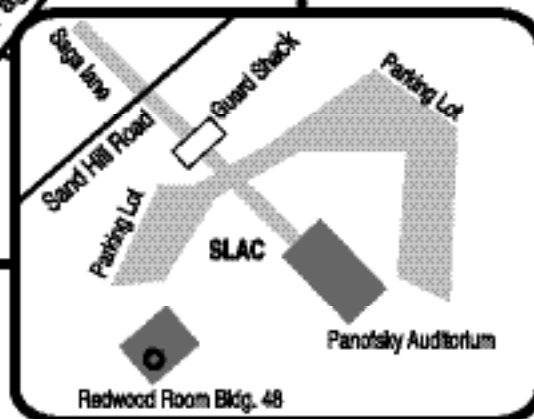


The Meetings are generally held on the **First Monday\*** of the Month

**Redwood Room**  
Stanford Linear Accelerator (SLAC)  
2575 Sand Hill Road, Menlo Park

\* Some exceptions on holidays

\*\* Check for conflict bookings



## DIRECTIONS:

When you pass the Guard shack you take a right and park in the parking lot to the right.  
Bldg. 48 and the Redwood room is across from the parking lot. Any questions ask the guard.