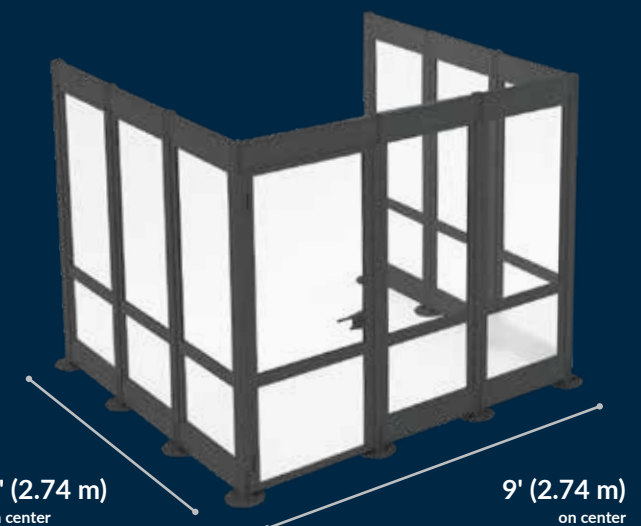




With QuickFlex Walls®, you can build an office or conference room in no time. Full and split panels feature a heavy-duty aluminum frame that sets up easily using our patent-pending, quick-locking system; optional wall and ceiling anchors are available to allow you to set up in any space. QuickFlex Walls® frames are available in a slate or silver finish that complements any professional workspace.

- Heavy-Duty Aluminum Frame
- Door Kits Available in Frosted or Clear Finishes
- Clear and Frosted Panels Feature a Writable, Tempered Glass Surface
- Patent-Pending, Quick-Locking System for Simple Assembly
- UL1286 Listed, UL723 Certified (Felt Panels Only), SGCC Certified (Glass Panels Only), Meets or Exceeds ANSI/BIFMA X5.6 Standards, and Greenguard and Greenguard Gold Certified



Dimensions






Finishes





FRAME FINISHES

-  Slate
-  Silver

FULL PANEL FINISHES

-  Glass
-  Felt
-  White Board

SPLIT PANEL FINISHES

- Top Panel:**
-  Glass Glass
 -  Glass Frosted
 -  Felt Felt
- Lower Panel:**
-  Frosted Frosted
 -  White Board Frosted

QuickFlex Walls® — Accessories


vari®

Designed to enhance our QuickFlex Walls®, our line of accessories makes it easy to create an office or conference room that meets your unique needs. Whether you need stability or a power strip, we've got you covered.



Stability Brace

The Stability Brace attaches to the bottom of QuickFlex Walls® for additional stability.

Finishes:  Slate  Silver



PowerStrip Bracket


Conveniently add a power strip to any QuickFlex Wall® with our Power Strip Bracket.

Finishes:  Slate



Stability Rail



The Stability Rail attaches to the top of QuickFlex Walls® for additional stability.

Finishes:  Slate  Silver



Anchor Base Plate

The Anchor Base Plate provides additional stability in compliance with seismic code requirements.

Finishes:  Slate  Silver



Felt Extension Panels

Available in 24" and 36" heights, these panels attach to the Stability Rail, extending QuickFlex Walls® vertically to increase privacy and sound dampening.

Trim Finishes:  Slate  Silver